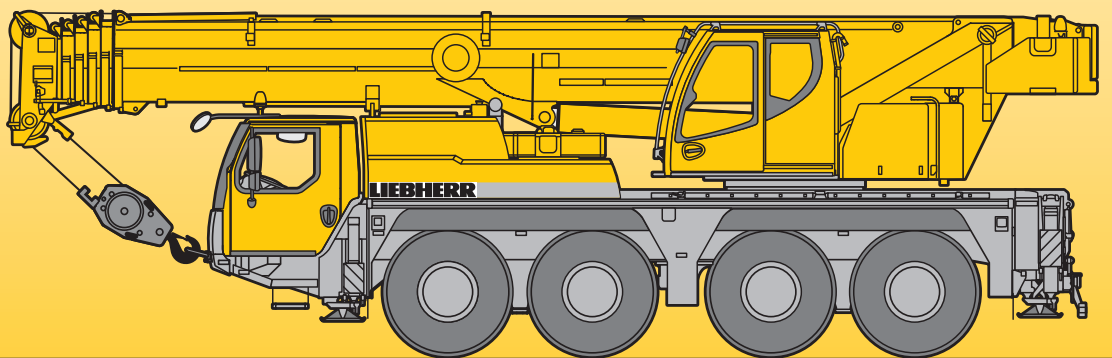


Mobile Crane Grue mobile

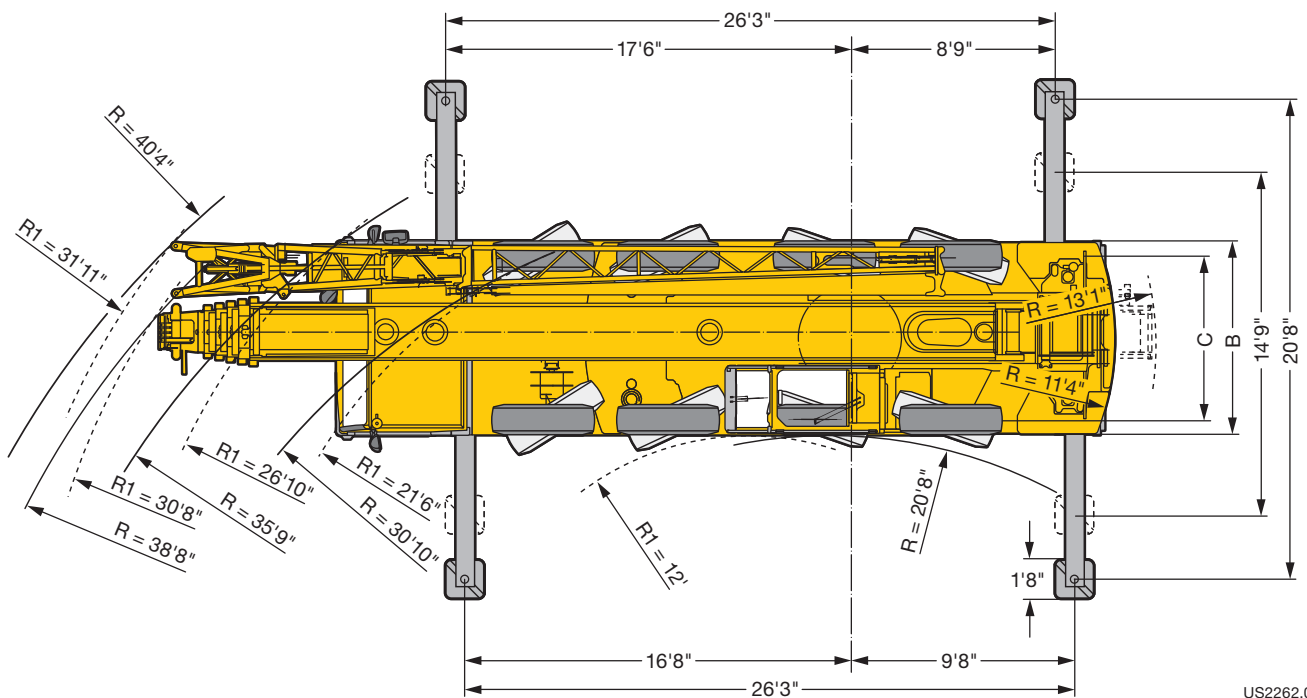
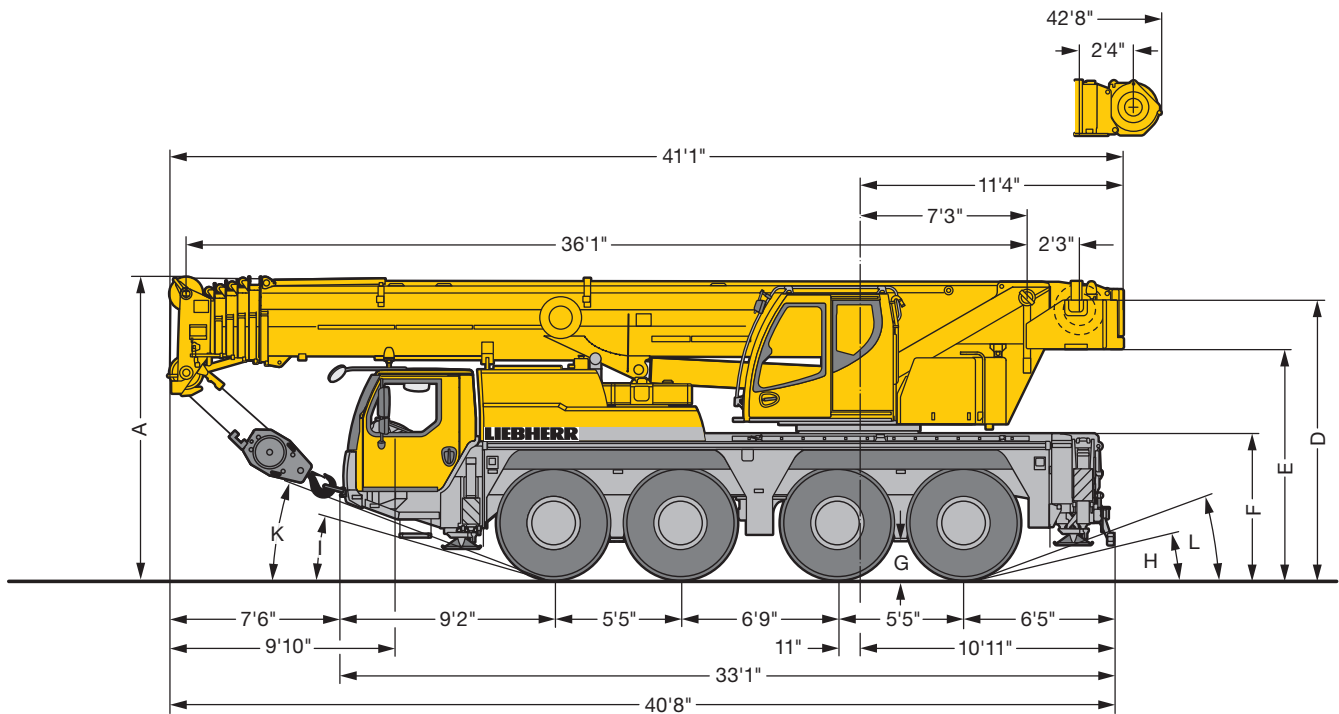
LTM 1070-4.2

Technical Data Caractéristiques techniques



LIEBHERR

Dimensions Encombrement



US2262.02

R₁ = All-wheel steering · Direction toutes roues

	Dimensions / Encombrement											
	A	A 0'4" *	B	C	D	E	F	G	H	I	K	L
445/95 R 25 (16.00 R 25)	13'	12'8"	8'4"	6'11"	11'11"	9'9"	6'1"	1'5"	13°	15°	21°	19°
525/80 R 25 (20.5 R 25)	13'	12'8"	8'10"	7'1"	11'11"	9'9"	6'1"	1'5"	13°	15°	21°	19°

* lowered · abaissé

Weights Poids



Axle Essieu	1	2	3	4	Total weight Poids total
lbs	26400	26400	26400	26400	105600 ¹⁾

¹⁾ with 23600 lbs counterweight and folding jib - avec contrepoids 23600 lbs et flèche pliante



Load kips Forces de levage kips	No. of sheaves Poulies	No. of lines Brins	Weight lbs Poids lbs
154.3	7	14	1100
128.8	5	11	1100
84.5	3	7	990
35.3	1	3	605
12.6	-	1	240

Working speeds Vitesses



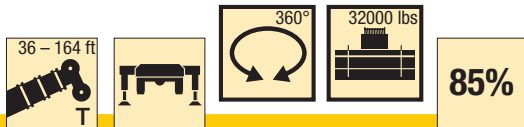
		1	2	3	4	5	6	7	8	9	10	11	12	R 1	R 2	
445/95 R 25 (16.00 R 25)	mph	1.5 – 3.9	5	6.5	8.4	10.6	13.7	18	23.1	29.7	38.2	48.5	50	1.6 – 4.2	5.5	35.2 %
525/80 R 25 (20.5 R 25)		0.4 – 0.9	1.2	1.6	2.1	-	-	-	-	-	-	-	-	0.4 – 1	1.3	60 %



Drive Mécanismes	infinitely variable en continu	Rope diameter / Rope length Diamètre du câble / Longueur du câble	Max. single line pull Effort au brin maxi.
	0 – 410 ft/min single line ft/min au brin simple	0.7" / 656 ft	12800 lbs
	0 – 410 ft/min single line ft/min au brin simple	0.7" / 656 ft	12800 lbs
	0 – 1.5 rpm		
	approx. 55 seconds to reach 83° boom angle env. 55 s jusqu'à 83°		
	approx. 310 seconds for boom extension from 36 ft – 164 ft env. 310 s pour passer de 36 ft – 164 ft		

Lifting capacities Forces de levage

T



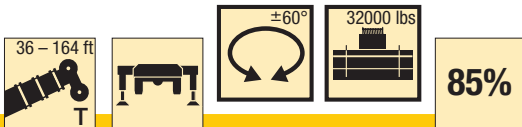
ft	ft												ft	
	36 ft	48 ft	60 ft	72 ft	83 ft	95 ft	107 ft	118 ft	130 ft	142 ft	154 ft	164 ft		
8	155.3													8
9	151.2	126.1	125	118.9										9
10	145.5	122.7	122.5	117.9										10
11	136.2	115.8	115.7	114.5	94.5	77.5								11
12	127.5	109.5	109.4	109.7	93.7	76.9								12
13	119.2	103.6	103.6	103.8	92.6	76.3	62.2							13
14	112	98.4	98.3	98.6	91.4	75.6	61.8	50.1						14
15	105	93.3	93.3	93.7	89.8	75	61.4	50						15
16	98.2	88.5	88.8	88.9	86.9	74.1	61	49.8	39.6					16
17	92.3	84.3	84.7	84.9	83.8	73.1	60.6	49.6	39.5					17
18	87	80.4	81.1	81.3	80.6	72	60.2	49.3	39.3					18
20	76.9	72.9	73.9	74.3	74.1	69.5	59.4	48.7	39.1					20
22	69.3	66.8	67.8	68.2	68	65.9	58.6	47.9	38.8	31.6	24.8			22
24	62.5	61	62.1	62.5	62.3	60.9	55.7	46.5	38.6	31.4	24.7			24
26			56.7	57.2	57.1	54.6	51	44.7	38.4	31.1	24.5	19.4		26
28			52.5	52.6	52.1	49.5	46.6	42.4	37.4	30.9	24.2	19.3	16.2	28
30			48.6	48.3	47.4	45	42.5	40	36.2	30.5	23.9	19.1	16.2	30
32			44.7	44.9	43.5	41.3	39.2	37.7	34.8	29.9	23.6	19	16.1	32
34			41.4	41.8	40.2	38.4	36.6	35.4	33.2	29	23.2	18.7	16	34
36			38.4	38.9	37.3	35.9	34.4	33.1	31.3	28.1	22.7	18.5	15.9	36
38				35.9	34.5	33.4	32.1	30.8	29.4	27.1	22.3	18.3	15.8	38
40				33.2	32	31.1	30.1	28.7	27.6	26	21.8	18.1	15.7	40
45				27.9	27.5	26.6	25.9	24.6	23.6	22.2	20.5	17.3	15.2	45
50					23.9	23.1	22.5	21.4	20.5	19.8	18.5	16.4	14.6	50
55						20.3	19.7	18.9	18.2	17.6	16.6	15.5	14	55
60						18.1	17.3	17	16.3	15.5	14.8	14.3	13.2	60
65						15.8	15.3	15.4	14.5	13.7	13.5	12.6	12.2	65
70							13.6	13.8	12.9	12.5	12.1	11.1	10.9	70
75							12.3	12.2	11.7	11.4	10.8	9.9	9.7	75
80							11.2	10.8	10.6	10.2	9.6	8.8	8.6	80
85								9.7	9.6	9.2	8.6	7.8	7.6	85
90								8.8	8.7	8.3	7.7	6.9	6.8	90
95									7.8	7.4	7	6.2	6	95
100										6.7	6.2	5.5	5.3	100
105										6	5.6	4.8	4.7	105
110										5.4	5	4.3	4.2	110
115											4.4	3.8	3.7	115
120											3.9	3.3	3.2	120
125											3.4	2.8	2.8	125
130												2.3	2.3	130

* over rear - en arrière

t_189_05002_00_003 / 05024_00_003

Lifting capacities Forces de levage

T



	36 ft	48 ft	60 ft	72 ft	83 ft	95 ft	107 ft	118 ft	130 ft	142 ft	154 ft	164 ft	
9	126.1	125	118.9										9
10	122.7	122.5	117.9										10
11	115.8	115.7	114.5	94.5	77.5								11
12	109.5	109.4	109.7	93.7	76.9								12
13	103.6	103.6	103.8	92.6	76.3	62.2							13
14	98.4	98.3	98.6	91.4	75.6	61.8	50.1						14
15	93.3	93.3	93.7	89.8	75	61.4	50						15
16	88.5	88.8	88.9	86.9	74.1	61	49.8	39.6					16
17	84.3	84.7	84.9	83.8	73.1	60.6	49.6	39.5					17
18	80.4	81.1	81.3	80.6	72	60.2	49.3	39.3					18
20	72.9	73.9	74.3	74.2	69.6	59.4	48.7	39.1					20
22	66.8	67.8	68.2	68.1	67.1	58.6	47.9	38.8	31.6	24.8			22
24	61	62.1	62.5	62.7	62.8	56.4	46.5	38.6	31.4	24.7			24
26		56.7	57.2	57.8	56.6	53	44.7	38.4	31.1	24.5	19.4		26
28		52.5	52.7	53.6	51.7	48.8	42.7	37.4	30.9	24.2	19.3	16.2	28
30		48.6	48.7	49.4	47.1	44.7	40.8	36.2	30.5	23.9	19.1	16.2	30
32		45	45.5	45.6	43.5	41.2	38.8	35	29.9	23.6	19	16.1	32
34		41.9	42.6	42.3	40.4	38.3	36.7	33.5	29.1	23.2	18.7	16	34
36		39.1	39.9	39.5	37.7	35.8	34.5	32	28.3	22.7	18.5	15.9	36
38			37.1	36.6	35.1	33.3	32.4	30.5	27.5	22.3	18.3	15.8	38
40			34.5	34.1	32.7	31.2	30.4	29	26.6	21.8	18.1	15.7	40
45			29.1	29.1	28.4	27.4	26.3	25.4	23.9	20.6	17.3	15.2	45
50				25.2	24.8	24.2	23.1	22.2	20.9	19.3	16.4	14.6	50
55					21.7	21.4	20.3	19.4	18.6	17.8	15.5	14	55
60					19	18.9	18	17.2	17.1	15.9	14.6	13.2	60
65					17.1	16.7	16.4	15.9	15.2	14	13.6	12.4	65
70						14.8	14.8	14.4	13.6	12.9	12.4	11.7	70
75						13.1	13.3	12.8	12.2	11.9	11.2	10.8	75
80						11.8	11.9	11.5	11	10.9	10	9.8	80
85							10.7	10.6	10.1	9.8	9	8.8	85
90							9.8	9.6	9.2	8.8	8.1	7.9	90
95								8.8	8.4	8	7.2	7.1	95
100									7.6	7.2	6.5	6.3	100
105									6.9	6.5	5.8	5.7	105
110									6.3	5.9	5.2	5.1	110
115										5.3	4.7	4.5	115
120										4.7	4.1	4	120
125										4.2	3.6	3.6	125
130											3.1	3.1	130
135											2.7	2.7	135
140												2.3	140


±60° over rear · ±60° en arrière

t_189_05004_00_003

Lifting capacities Forces de levage

T

36 - 164 ft







85%

ft	36 ft	48 ft	60 ft	72 ft	83 ft	95 ft	107 ft	118 ft	130 ft	142 ft	154 ft	164 ft	ft
9	114.3	113.5	108.1										9
10	111.2	111	107.2										10
11	104.8	104.7	103.7	85.9	70.4								11
12	98.9	98.9	99.3	85.2	70								12
13	93.6	93.5	93.9	84.2	69.4	56.5							13
14	88.5	88.5	88.9	83.1	68.8	56.2	45.5						14
15	83.7	83.7	84	81.6	68.1	55.8	45.5						15
16	79.3	79.7	79.7	78.8	67.4	55.4	45.3	36					16
17	75.5	76	76.1	75.7	66.5	55.1	45.1	35.9					17
18	71.9	72.7	72.8	72.6	65.4	54.7	44.8	35.8					18
20	65	66	66.4	66.3	62.9	53.8	44.3	35.5					20
22	58.9	59.9	60.3	60.2	58	52.1	43.5	35.3	28.7	22.5			22
24	53.2	54.5	54.8	54.8	52.8	48.9	42.2	35.1	28.6	22.4			24
26		49.6	49.8	49.9	47.2	44.1	40.2	34.9	28.3	22.3	17.6		26
28		45.2	45.8	45.3	42.8	40.3	38	33.9	28.1	22	17.5	14.7	28
30		40.9	41.8	40.9	38.7	36.9	35.5	32.7	27.7	21.7	17.4	14.7	30
32		36.5	37.5	37.4	35.5	34.1	32.7	30.7	27.2	21.5	17.2	14.6	32
34		33.1	34.1	34.3	32.9	31.7	30.3	28.8	26.1	21.1	17	14.6	34
36		30.2	31.2	31.5	30.6	29.7	28.4	27	24.7	20.7	16.8	14.5	36
38			28.3	28.8	28.3	27.6	26.4	25.2	23.3	20.3	16.6	14.4	38
40			25.8	26.3	26.2	25.7	24.6	23.5	22	19.7	16.4	14.2	40
45			21.2	21.7	22.1	21.7	21	19.9	19.4	18	15.7	13.8	45
50				18.5	18.7	18.4	18.2	17.6	16.9	16	14.7	13.3	50
55					16	15.7	15.8	15.5	14.8	14.2	13.3	12.4	55
60					13.8	13.7	13.8	13.5	13	12.6	11.6	11.2	60
65					12	12.3	12	12	11.5	11	10.1	9.8	65
70						10.9	10.7	10.6	10.1	9.6	8.8	8.5	70
75						9.6	9.5	9.3	8.9	8.4	7.7	7.4	75
80						8.6	8.4	8.3	7.8	7.4	6.7	6.5	80
85							7.4	7.3	6.9	6.5	5.8	5.6	85
90							6.6	6.4	6.1	5.7	5.1	4.9	90
95								5.7	5.3	5	4.4	4.2	95
100									4.7	4.3	3.8	3.6	100
105									4.1	3.7	3.2	3.1	105
110									3.5	3.2	2.6	2.6	110
115										2.7	2.1	2.1	115
120										2.3			120

t_189_00032_00_002

Lifting capacities Forces de levage

T

36 - 164 ft






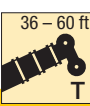
ft	36 ft	48 ft	60 ft	72 ft	83 ft	95 ft	107 ft	118 ft	130 ft	142 ft	154 ft	164 ft	ft
9	114.3	113.5	108.1										9
10	111.2	111	107.2										10
11	104.8	104.7	103.7	85.9	70.4								11
12	98.9	98.9	99.3	85.2	70								12
13	93.6	93.5	93.9	84.2	69.4	56.5							13
14	88.5	88.5	88.9	83.1	68.8	56.2	45.5						14
15	83.7	83.7	84	81.6	68.1	55.8	45.5						15
16	79.3	79.7	79.7	78.8	67.4	55.4	45.3	36					16
17	75.5	76	76.1	75.7	66.5	55.1	45.1	35.9					17
18	71.9	72.7	72.8	72.6	65.4	54.7	44.8	35.8					18
20	65	66	66.4	66.3	63.1	54	44.3	35.5					20
22	58.9	59.9	60.3	60.3	59.7	53.2	43.5	35.3	28.7	22.5			22
24	53.2	54.5	54.9	55.2	55.3	50.8	42.3	35.1	28.6	22.4			24
26		49.7	50	50.9	50.1	46.8	40.6	34.9	28.3	22.3	17.6		26
28		45.6	46.2	46.8	45.6	42.9	38.7	34	28.1	22	17.5	14.7	28
30		41.7	42.7	42.9	41.5	39.3	36.7	32.9	27.7	21.7	17.4	14.7	30
32		38.3	39.2	39.4	38.3	36.4	34.9	31.8	27.2	21.5	17.2	14.6	32
34		35.1	36.1	36.3	35.4	33.9	32.9	30.3	26.5	21.1	17	14.6	34
36		32.2	33.2	33.4	32.9	31.9	30.8	28.8	25.7	20.7	16.8	14.5	36
38			30.3	30.5	30.4	29.8	28.7	27.2	24.9	20.3	16.6	14.4	38
40			27.7	27.9	28.1	27.8	26.8	25.6	23.9	19.8	16.4	14.2	40
45			23	23.5	23.4	23.5	23	22.1	20.6	18.7	15.7	13.8	45
50				20	20.2	20.1	19.7	19.1	18.4	17	14.9	13.3	50
55					17.6	17.2	17	16.7	16.4	15.2	14.1	12.7	55
60					15.2	14.9	15	14.9	14.3	13.5	13	12	60
65					13.4	13.2	13.4	13	12.6	12.4	11.5	11	65
70						12	11.9	11.7	11.3	11	10.1	9.7	70
75						10.8	10.6	10.5	10.2	9.7	8.9	8.6	75
80						9.7	9.5	9.4	9	8.6	7.9	7.6	80
85							8.5	8.4	8.1	7.6	6.9	6.7	85
90							7.7	7.5	7.2	6.8	6.1	5.9	90
95								6.7	6.4	6	5.4	5.2	95
100									5.7	5.3	4.7	4.5	100
105									5	4.7	4.1	3.9	105
110									4.4	4.1	3.5	3.4	110
115										3.6	3	3	115
120										3.1	2.5	2.5	120
125										2.6			125

±60° over rear · ±60° en arrière

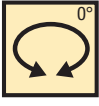
t_189_00012_00_002

Lifting capacities Forces de levage


T



36 - 60 ft



0°

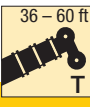


32000 lbs


85%

ft	36 ft		48 ft		60 ft		ft
9	35.2		36.6		36.6		9
10	34.1		35.2		35.6		10
11	31.7		32.9		33.4		11
12	29.6		30.8		31.3		12
13	27.6		28.9		29.4		13
14	25.9		27.2		27.7		14
15	24.2		25.6		26.1		15
16	22.8		24.1		24.7		16
17	21.5		22.8		23.4		17
18	20.3		21.6		22.2		18
20	18		19.3		19.9		20
22	16.1		17.4		18.1		22
24	14.3		15.7		16.4		24
26			14.3		14.9		26
28			12.7		13.6		28
30			11.2		12.2		30
32			10		10.9		32
34			9		9.8		34
36			8.1		8.9		36
38					8.1		38
40					7.2		40
45					5.7		45

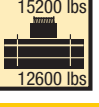
0° = over rear · en arrière t_189_00312_00_002



36 - 60 ft



360°



15200 lbs
12600 lbs

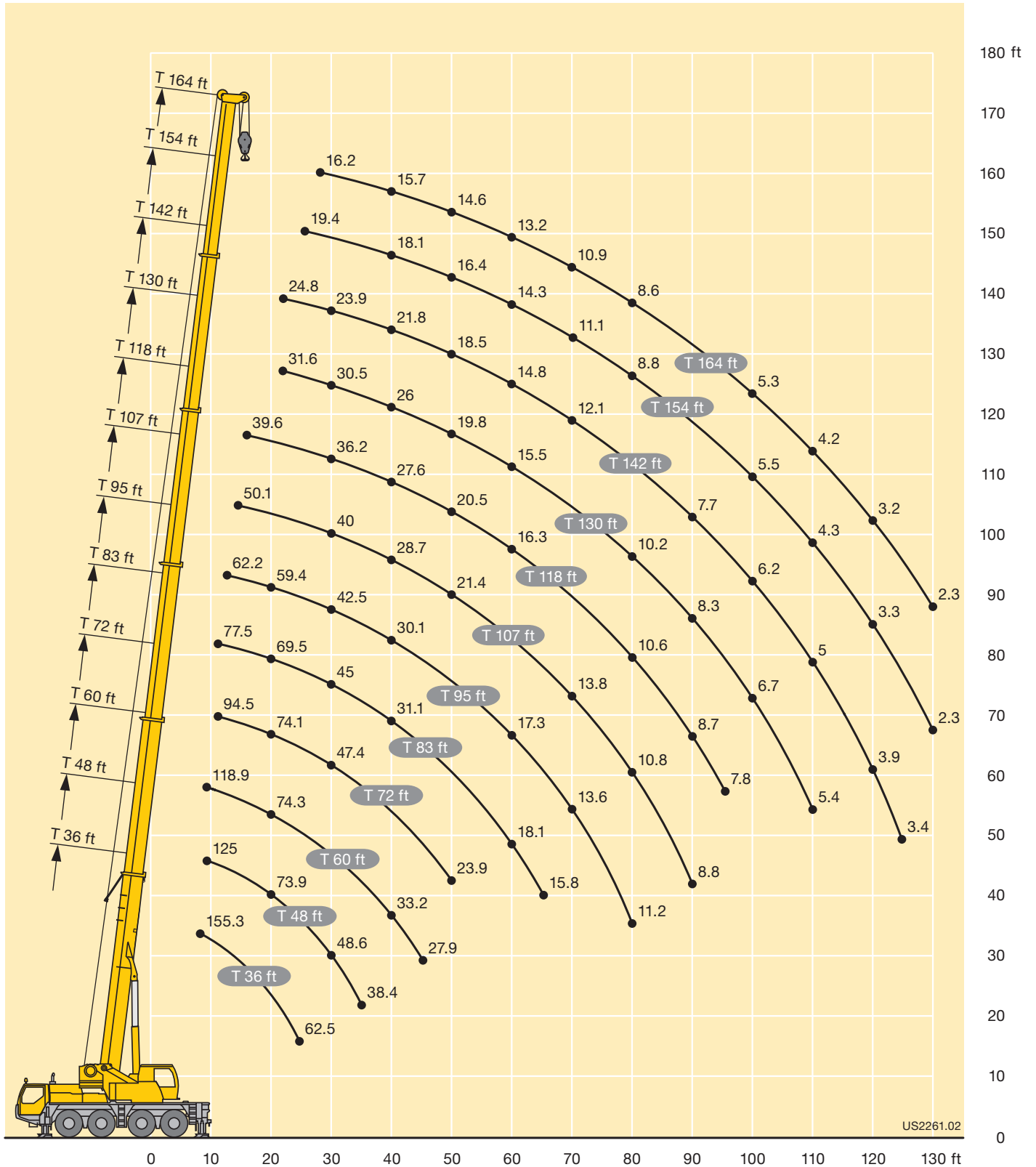
85%

ft	36 ft		48 ft		60 ft		ft
	15200 lbs	12600 lbs	15200 lbs	12600 lbs	15200 lbs	12600 lbs	
10		25.2					10
11		21.9	22.4	23.3		21.6	11
12		19.1	21.0	21.2		20.5	12
13	18.5	16.7	18.5	18.8		18.6	13
14	16.5	14.8	17.2	16.8	17.2	17.3	14
15	14.6	13.0	16.1	15.1	15.9	16.0	15
16	13.0	11.1	14.9	13.6	15.5	14.5	16
17	11.5	9.6	13.6	12.2	14.6	13.2	17
18	10.1	8.3	12.4	10.9	13.4	12.1	18
20	7.4	5.9	10.0	8.4	11.0	9.8	20
22	5.7	4.5	8.0	6.5	9.3	7.9	22
24	4.3	3.4	6.2	5.0	7.6	6.3	24
26			4.8	4.0	6.1	5.0	26
28			3.9	3.1	5.0	4.0	28
30			3.1		4.0	3.2	30
32			2.5		3.3	2.6	32

t_189_00327_00_002 / 00328_00_002

Lifting heights Hauteurs de levage

T



US2261.02

Lifting capacities Forces de levage

TK/TNZK



ft	36 ft				48 ft				60 ft				72 ft				83 ft				95 ft				ft			
	31 ft				31 ft				31 ft				31 ft				31 ft				31 ft							
	0°	20°	40°	60°	0°	20°	40°	60°	0°	20°	40°	60°	0°	20°	40°	60°	0°	20°	40°	60°	0°	20°	40°	60°		0°	20°	40°
9	25.1				25.1				25.1				25.1				25.1											9
10	25.1				25.1				25.1				25.1				25.1											10
11	25.1				25.1				25.1				25.1				25.1				25.1							11
12	25.1				25.1				25.1				25.1				25.1				25.1							12
13	25.1	23			25.1				25.1				25.1				25.1				25.1							13
14	25.1	22.4			25.1				25.1				25.1				25.1				25.1							14
15	25.1	21.9			25.1	22.7			25.1				25.1				25.1				25.1							15
16	25.1	21.4			25.1	22.2			25.1	22.5			25.1				25.1				25.1							16
17	25.1	20.9			25.1	21.7			25.1	22.1			25.1				25.1				25.1							17
18	25.1	20.4			25.1	21.3			25.1	21.7			25.1	21.5			25.1	21.2			25.1							18
20	25.1	19.5			25.1	20.5			25.1	20.9			25.1	20.9			25.1	21			25.1							20
22	25.1	18.7	15.1		25.1	19.7			25.1	20.3			25.1	20.3			25.1	20.4			25.1	19.5						22
24	24.9	18	14.8		25.1	19			25.1	19.7			25.1	19.7			25.1	19.9			25.1	19.2						24
26	24.6	17.3	14.5		25.1	18.4	14.7		25.1	19	14.9		25.1	19.2	14.8		25.1	19.4			25.1	18.8						26
28	23.7	16.8	14.1		25.1	17.8	14.5		25.1	18.5	14.7		25.1	18.7	14.6		25.1	18.9			25.1	18.4						28
30	22.6	16.2	13.7	11.3	24.9	17.2	14.2	11.4	25.1	18	14.4		25.1	18.2	14.4		25.1	18.5	14.5		25.1	18						30
32	21.5	15.8	13.3	11.1	24.2	16.7	13.9	11.3	25.1	17.5	14.2	11.4	25.1	17.7	14.2	11.4	25.1	18	14.3		25.1	17.7	14					32
34	20.3	15.3	13	11	23.4	16.3	13.6	11.2	24.8	17.1	14	11.3	25	17.3	13.9	11.3	25.1	17.7	14.1		24.9	17.4	13.8					34
36	19.1	14.9	12.8	10.9	22.5	15.9	13.3	11	24.3	16.7	13.7	11.2	24.7	17	13.7	11.2	24.9	17.3	13.9	11.3	24.6	17.1	13.6					36
38	17.9	14.4	12.5	10.7	21.6	15.6	13	10.9	23.7	16.3	13.4	11	24.4	16.6	13.4	11.1	24.8	17	13.6	11.2	24.3	16.7	13.4	11.1				38
40	16.8	14	12.3	10.7	20.6	15.2	12.8	10.8	23	15.9	13.1	10.9	23.9	16.3	13.2	11	24.4	16.6	13.4	11.1	23.9	16.5	13.2	11.1				40
45	14.5	13.1	11.8	10.6	18.1	14.3	12.3	10.6	20.8	15.2	12.6	10.8	22	15.6	12.8	10.8	22.5	15.9	13	10.9	22.3	15.9	12.8	10.9				45
50	12.7	12.4			15.9	13.4	11.9	10.6	18.8	14.4	12.3	10.6	20.2	14.9	12.4	10.7	19.7	15.2	12.6	10.8	19.8	15.3	12.6	10.8				50
55					14.1	12.7	11.6		16.8	13.7	11.9	10.6	18.2	14.3	12.1	10.6	17	14.6	12.3	10.7	17.3	14.7	12.3	10.7				55
60					12.5	12.3	11.4		15	13	11.6	10.6	16.2	13.7	11.9	10.6	14.8	14	12.1	10.6	15.1	14.2	12.1	10.6				60
65									13.6	12.5	11.5	10.6	14.3	13.1	11.6	10.6	12.9	13.3	11.8	10.6	13.3	13.6	11.9	10.6				65
70									12.4	12.2	11.4		12.6	12.6	11.5	10.6	11.4	12.1	11.7	10.6	11.8	12.5	11.7	10.6				70
75													11.1	11.6	11.1	10.6	10.1	10.8	11	10.5	10.4	11.2	11.2	10.6				75
80													9.8	10.2	10.4	10.2	8.9	9.5	9.9	10	9.3	9.9	10.4	10.4				80
85													8.7	9	9.1		7.8	8.4	8.7	8.7	8.2	8.8	9.2	9.4				85
90																	6.9	7.3	7.5		7.4	7.9	8.2	8.3				90
95																	6	6.3			6.5	7	7.2	7.2				95
100																					5.8	6.1	6.3					100
105																					5	5.3	5.4					105
110																					4.4	4.6						110

t_189_05064_00_001 / 05072_00_001 / 05080_00_001 / 05088_00_001 / t_189_05256_00_001

Lifting capacities Forces de levage

TK/TNZK



ft	107 ft				118 ft				130 ft				142 ft				154 ft				164 ft				ft	
	31 ft				31 ft				31 ft				31 ft				31 ft				31 ft					
	0°	20°	40°	60°	0°	20°	40°	60°	0°	20°	40°	60°	0°	20°	40°	60°	0°	20°	40°	60°	0°	20°	40°	60°		
14	25.1																								14	
15	25.1																									15
16	25.1				19.5																					16
17	25.1				19.5																					17
18	25.1				19.3				16.8																	18
20	25.1				19				16.7																	20
22	25.1				18.8				16.5				11.4													22
24	25.1				18.5				16.3				11.4				10.2									24
26	25	18.3			18.2				16.1				11.4				10.2				8.6					26
28	24.7	18			18	15.8			15.9				11.4				10.1				8.6					28
30	24.4	17.7			17.7	15.7			15.6				11.3				10.1				8.6					30
32	24	17.4	13.9		17.5	15.6			15.5	13.5			11.3	10.2			10.1				8.5					32
34	23.7	17.1	13.8		17.3	15.5			15.3	13.5			11.2	10.1			10				8.5					34
36	23.4	16.8	13.6		17.1	15.3			15.1	13.4			11.1	10.1			9.9				8.4					36
38	23	16.6	13.4	11.1	16.9	15.2	13		14.9	13.3	12.4		11.1	10			9.9	9			8.4	7.7				38
40	22.6	16.4	13.2	11.1	16.7	15	13		14.7	13.2	12.4		11	10			9.8	9			8.3	7.7				40
45	21.1	15.8	12.8	10.9	16	14.2	12.7	10.8	14.2	12.9	12.3	10.8	10.7	9.9	9.6		9.6	8.9	8.7		8.2	7.6				45
50	18.5	15.3	12.5	10.8	15.2	13.5	12.2	10.7	13.7	12.7	12	10.7	10.4	9.7	9.6	9.7	9.4	8.8	8.7		8	7.6	7.3			50
55	15.9	14.8	12.3	10.7	14.3	12.8	11.8	10.6	13.3	12.3	11.6	10.6	10.1	9.5	9.4	9.5	9.2	8.8	8.6	8.9	7.9	7.5	7.3	7.5		55
60	13.9	14.2	12.1	10.6	13.4	12.2	11.4	10.5	12.7	11.9	11.2	10.5	9.6	9.2	9.1	9.2	9	8.7	8.5	8.8	7.7	7.5	7.3	7.5		60
65	12.8	13	12	10.6	12.5	11.5	10.9	10.4	11.4	11.5	10.8	10.5	9.2	8.9	8.7	8.8	8.7	8.5	8.3	8.6	7.6	7.4	7.2	7.5		65
70	11.8	11.5	11.7	10.6	11.1	11	10.5	10.3	10.1	10.8	10.4	10.3	8.8	8.5	8.4	8.4	8.4	8.3	8.1	8.3	7.4	7.3	7.1	7.4		70
75	10.6	10.5	10.8	10.4	9.8	10.3	10.1	10.1	8.8	9.8	10	10	8.4	8.1	8	8.1	8	8	7.9	7.9	7.1	7.2	7	7.2		75
80	9.5	9.8	9.7	10.1	8.7	9.4	9.7	9.8	7.9	8.7	9.3	9.5	7.9	7.7	7.7	7.7	7.5	7.6	7.6	7.6	6.9	6.9	6.9	6.9		80
85	8.5	9	9.3	9.4	7.7	8.4	9	9.3	7.5	7.6	8.2	8.5	7.4	7.4	7.3	7.4	6.6	7.2	7.3	7.4	6.4	6.7	6.6	6.7		85
90	7.6	8.1	8.5	8.7	6.8	7.4	8	8.3	7	7	7.2	7.5	6.6	7	7	7.1	5.8	6.5	6.8	7.1	5.6	6.2	6.4	6.5		90
95	6.8	7.3	7.7	7.8	6.1	6.6	7.1	7.3	6.4	6.6	6.7	6.9	5.8	6.4	6.6	6.8	5.1	5.7	6.2	6.5	4.9	5.5	5.9	6.1		95
100	6.1	6.5	6.9	6.9	5.4	5.8	6.3	6.4	5.8	6.2	6.3	6.4	5.2	5.7	6.1	6.3	4.4	5	5.4	5.7	4.2	4.8	5.3	5.6		100
105	5.4	5.8	6.1	6	4.7	5.2	5.6	5.6	5.1	5.6	5.9	6	4.5	5	5.4	5.6	3.8	4.3	4.7	4.9	3.6	4.1	4.6	4.8		105
110	4.8	5.1	5.3	5.2	4.2	4.5	4.9	4.9	4.6	5	5.3	5.3	4	4.4	4.8	4.9	3.2	3.7	4.1	4.3	3	3.6	4	4.2		110
115	4.2	4.5	4.6		3.6	4	4.3	4.2	4	4.4	4.6	4.7	3.5	3.9	4.2	4.3	2.7	3.2	3.5	3.6	2.5	3	3.4	3.6		115
120					3.1	3.4	3.6	3.5	3.6	3.9	4.1	4.1	3	3.4	3.6	3.7	2.2	2.7	3	3.1	2.1	2.5	2.9	3		120
125					2.6	2.9	3	2.8	3.1	3.4	3.6	3.5	2.6	2.9	3.1	3.1	1.8	2.2	2.5	2.5		2.1	2.4	2.5		125
130					2.2	2.4	2.5		2.7	3	3.1	2.9	2.2	2.5	2.7	2.6	1.4	1.8	2	2.1		1.7	1.9	2		130
135									2.3	2.5	2.6		1.8	2.1	2.2	2.1			1.6	1.6						135
140									1.9	2.1					1.8											140

t_189_05064_00_001 / 05072_00_001 / 05080_00_001 / 05088_00_001 / t_189_05256_00_001

Lifting capacities Forces de levage

TK/TNZK



ft	36 ft				48 ft				60 ft				72 ft				83 ft				95 ft				ft
	52 ft				52 ft				52 ft				52 ft				52 ft				52 ft				
	0°	20°	40°	60°	0°	20°	40°	60°	0°	20°	40°	60°	0°	20°	40°	60°	0°	20°	40°	60°	0°	20°	40°	60°	
9	18.5				18.4				18																9
10	18.4				18.4				17.9																10
11	18				18.2				17.8					16.8											11
12	17.7				18				17.7					16.7											12
13	17.3				17.8				17.5					16.6			16								13
14	16.9				17.5				17.4					16.4			15.9				13.3				14
15	16.5				17.2				17.2					16.3			15.8				13.3				15
16	16.1				16.8				17					16.2			15.7				13.3				16
17	15.7				16.5				16.8					16			15.6				13.3				17
18	15.3				16.1				16.5					15.9			15.5				13.3				18
20	14.5				15.4				15.9					15.5			15.3				13.3				20
22	13.8	9.6			14.8				15.3					15			15				13.3				22
24	13.1	9.3			14.1				14.7					14.5			14.6				13.2				24
26	12.3	9			13.5	9.2			14.2	9.4				14			14.1				13				26
28	11.7	8.7			12.9	9			13.7	9.1				13.5			13.7				12.8				28
30	11.1	8.4			12.3	8.7			13.1	8.9				13	8.9		13.3	9			12.6				30
32	10.7	8.1			11.7	8.4			12.6	8.6				12.6	8.7		12.8	8.8			12.4	8.6			32
34	10.4	7.9			11.2	8.2			12.1	8.4				12.3	8.5		12.5	8.6			12.2	8.5			34
36	10	7.7			10.9	8			11.6	8.2				11.9	8.3		12.2	8.4			12	8.3			36
38	9.6	7.4			10.5	7.8			11.1	8				11.5	8.1		11.8	8.2			11.8	8.1			38
40	9.3	7.2			10.1	7.6			10.7	7.8				11.2	7.9		11.5	8			11.6	8			40
45	8.5	6.8	5.9		9.3	7.1	6		10	7.4	6			10.4	7.5	6	10.8	7.7	6.1		11	7.6			45
50	7.8	6.4	5.6		8.6	6.7	5.7		9.3	7	5.8			9.8	7.1	5.9	10.1	7.3	5.9		10.4	7.3			50
55	7.2	6	5.4	5.3	8	6.4	5.5	5.3	8.7	6.7	5.6			9.2	6.8	5.7	9.5	7	5.8		9.9	7	5.7		55
60	6.7	5.7	5.3	5.2	7.5	6.1	5.4	5.2	8.1	6.4	5.5	5.3		8.6	6.5	5.5	9.1	6.7	5.6	5.3	9.4	6.8	5.6	5.3	60
65	6.2	5.5	5.1		7	5.8	5.2	5.2	7.6	6.1	5.4	5.2		8.1	6.3	5.4	8.6	6.5	5.5	5.2	9	6.5	5.5	5.2	65
70	5.8	5.3			6.5	5.6	5.1	5.2	7.2	5.8	5.2	5.2		7.6	6	5.3	8.1	6.2	5.4	5.2	8.6	6.3	5.4	5.2	70
75					6.1	5.4	5.1		6.7	5.6	5.1	5.2		7.2	5.8	5.2	7.7	6	5.3	5.1	8.2	6.1	5.3	5.1	75
80					5.8	5.2	5.1		6.4	5.4	5.1	5.2		6.8	5.6	5.1	7.3	5.8	5.2	5.1	7.8	5.9	5.2	5.1	80
85					5.4	5.1			6	5.3	5	5.2		6.5	5.5	5	6.9	5.6	5.1	5.1	7.5	5.7	5.1	5.1	85
90									5.7	5.2	5			6.2	5.3	5	6.6	5.5	5	5.1	7.2	5.6	5	5.1	90
95														5.9	5.2	5	6.3	5.3	5	5.1	6.9	5.5	5	5.1	95
100														5.6	5.1		5.9	5.2	5	5.1	6.5	5.3	5	5.1	100
105														5.4	5		5.5	5.1	5	5.1	5.9	5.2	5	5.1	105
110																	4.8	5	5		5.3	5.1	4.9	5.1	110
115																	4.2	4.6			4.7	5	4.9	5	115
120																					4.1	4.6	4.7		120
125																					3.6	4	4.2		125
130																					3.2	3.5			130

t_189_05096_00_001 / 05104_00_001 / 05112_00_001 / 05120_00_001 / t_189_05264_00_001

Lifting capacities Forces de levage

TK/TNZK

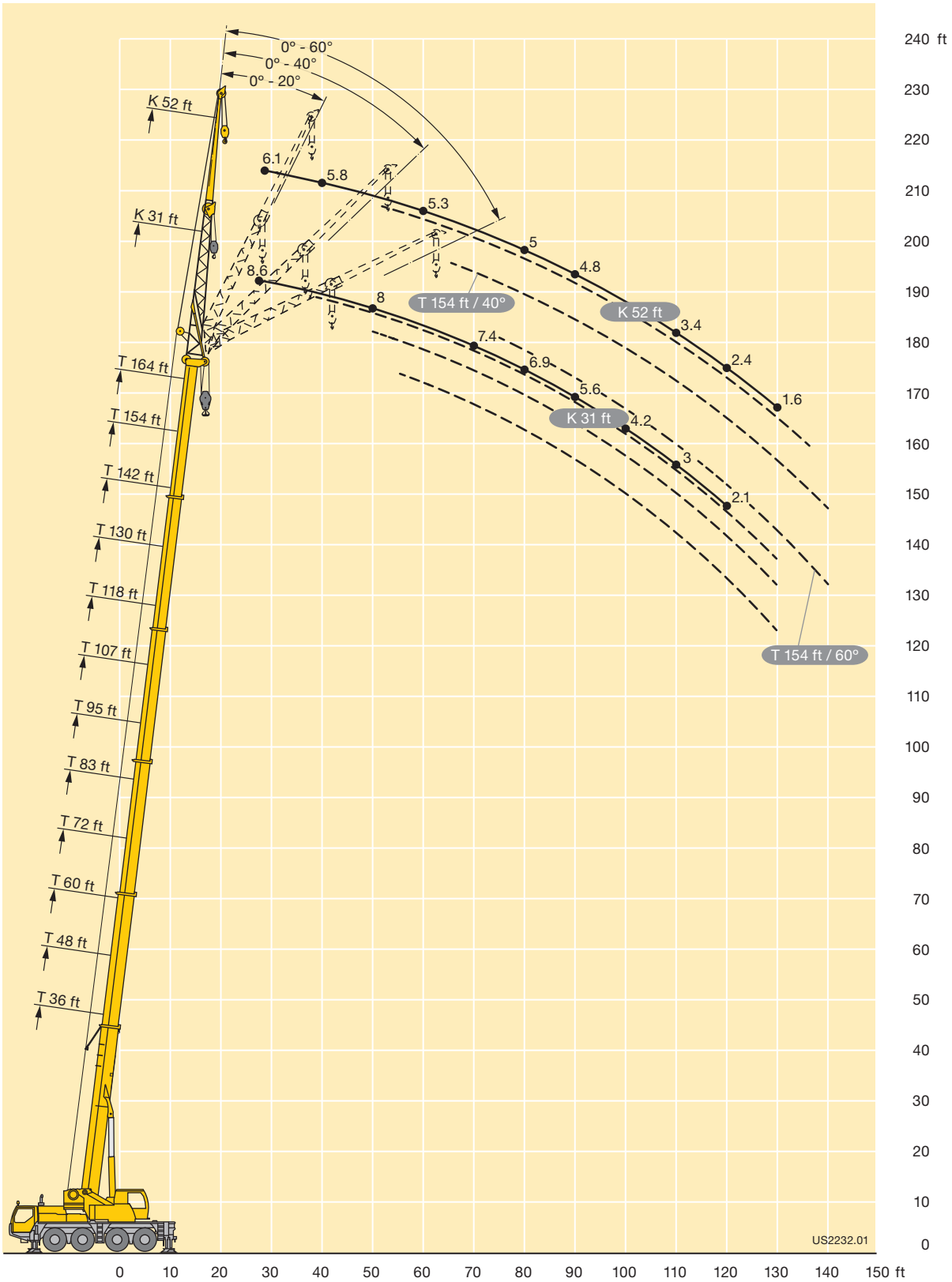


ft	107 ft				118 ft				130 ft				142 ft				154 ft				164 ft		ft				
	52 ft				52 ft				52 ft				52 ft				52 ft				52 ft						
	0°	20°	40°	60°	0°	20°	40°	60°	0°	20°	40°	60°	0°	20°	40°	60°	0°	20°	40°	60°	0°	20°					
17	12.4																						17				
18	12.4																						18				
20	12.4				10.5																		20				
22	12.4				10.5				9.7														22				
24	12.4				10.5				9.7														24				
26	12.4				10.5				9.7			7.9				7.2							26				
28	12.3				10.5				9.6			7.8				7.1					6.1		28				
30	12.2				10.5				9.6			7.7				7.1					6.1		30				
32	12				10.4				9.5			7.6				7					6		32				
34	11.8				10.3				9.5			7.5				6.9					6		34				
36	11.6				10.2				9.4			7.4				6.8					5.9		36				
38	11.5	8.1			10.1	7.6			9.3			7.3				6.7					5.8		38				
40	11.3	8			10	7.6			9.2			7.3				6.7					5.8		40				
45	10.9	7.7			9.8	7.3			9	7.2		7.1	6.4			6.5					5.6		45				
50	10.4	7.4			9.5	7.1			8.8	7		7	6.4			6.4	5.8				5.5	5	50				
55	10	7.1	5.8		9.2	6.8	5.6		8.6	6.8	5.6				6.8	6.3					5.4	5	55				
60	9.5	6.8	5.6	5.3	8.9	6.6	5.5		8.4	6.6	5.5				6.7	6.2	5.3				5.3	4.9	60				
65	9.1	6.6	5.5	5.2	8.6	6.4	5.4	5.1	8.2	6.4	5.4	5.1			6.6	6.1	5.3				6	5.7	5.2	5.2	4.9	65	
70	8.7	6.4	5.4	5.1	8.3	6.2	5.3	5.1	8	6.2	5.3	5.1			6.5	6	5.2	5			5.9	5.6	5.1		5.1	4.9	70
75	8.4	6.2	5.3	5.1	8	6.1	5.3	5.1	7.9	6.1	5.2	5			6.4	5.8	5.1	5			5.8	5.6	5.1	4.9	5	4.8	75
80	8	6	5.2	5.1	7.8	5.9	5.2	5	7.6	5.9	5.2	5			6.3	5.7	5.1	5			5.8	5.5	5	4.9	5	4.8	80
85	7.6	5.8	5.1	5.1	7.5	5.8	5.1	5	7.3	5.8	5.1	5			6.2	5.6	5	5			5.7	5.5	5	4.9	4.9	4.8	85
90	7.2	5.7	5.1	5.1	7.1	5.7	5.1	5	6.5	5.6	5	5			6	5.5	5	4.9			5.5	5.4	4.9	4.9	4.8	4.8	90
95	6.9	5.5	5	5.1	6.6	5.5	5	5	6	5.5	5	5			5.7	5.4	4.9	4.9			5.2	5.3	4.9	4.9	4.7	4.7	95
100	6.6	5.4	5	5.1	5.9	5.4	5	5	5.6	5.4	4.9	5			5.4	5.2	4.9	4.9			4.7	5.2	4.8	4.9	4.4	4.7	100
105	6	5.3	5	5.1	5.3	5.3	4.9	5	5.3	5.2	4.9	5			4.9	5.1	4.8	4.9			4.1	5	4.8	4.9	3.9	4.6	105
110	5.4	5.2	4.9	5.1	4.7	5.2	4.9	5	4.9	5	4.9	5			4.3	4.9	4.8	4.9			3.6	4.5	4.8	4.9	3.4	4.2	110
115	4.9	5	4.9	5.1	4.2	4.8	4.9	5	4.4	4.8	4.8	4.9			3.8	4.5	4.7	4.9			3.1	4	4.5	4.7	2.9	3.8	115
120	4.4	4.8	4.9	4.9	3.7	4.4	4.7	4.8	4	4.5	4.7	4.8			3.4	4.1	4.5	4.7			2.6	3.4	4	4.4	2.4	3.3	120
125	3.9	4.4	4.7	4.6	3.3	3.9	4.2	4.3	3.5	4.1	4.5	4.6			2.9	3.6	4.1	4.3			2.2	3	3.5	3.8	2	2.8	125
130	3.5	3.9	4.1		2.9	3.4	3.7	3.7	3.1	3.6	4	4.1			2.5	3.1	3.6	3.8			1.8	2.5	3	3.2	1.6	2.3	130
135	3	3.4	3.5		2.5	3	3.2	3.1	2.8	3.2	3.6	3.6			2.2	2.7	3.1	3.2				2.1	2.6	2.7		1.9	135
140	2.7				2.1	2.5	2.7		2.4	2.8	3.1	3.1			1.8	2.4	2.7	2.8				1.7	2.1	2.3			140
145	2.3				1.8	2.1	2.2		2.1	2.5	2.7	2.5				2	2.3	2.3									145
150					1.4	1.7			1.7	2.1	2.3	2				1.6	1.9	1.8									150
155										1.7	1.8						1.5										155

t_189_05096_00_001 / 05104_00_001 / 05112_00_001 / 05120_00_001 / t_189_05264_00_001

Lifting heights Hauteurs de levage

TK/TNZK



Lifting capacities Forces de levage

THK/TNZHK



ft	36 ft				48 ft				60 ft				72 ft				83 ft				95 ft				ft				
	10 ft				10 ft				10 ft				10 ft				10 ft				10 ft								
	0°	20°	40°	60°	0°	20°	40°	60°	0°	20°	40°	60°	0°	20°	40°	60°	0°	20°	40°	60°	0°	20°	40°	60°					
9	69.2	57.2	48.8				60.5	50.2				60.9													9				
10	68.9	56.9	48.5				59.7	49.9				60.5	50.3		59.9										10				
11	67.8	55.6	47.6				70.5	58.5	49.2			59.4	49.7		59.1	49.3									11				
12	66.7	54.4	46.8				69.9	57.4	48.5			58.4	49.1		58.3	49.1									12				
13	65.6	53.2	46.1				69	56.2	47.9			57.5	48.5		57.5	48.7		53.6							13				
14	64.3	52.1	45.4				68.1	55.2	47.2			56.6	47.9		56.8	48.3		53.1	46.7			47.8			14				
15	63	51	44.7				67.1	54.3	46.6			70.2	55.7	47.4		56	48		52.6	46.4			47.5		15				
16	61.5	50	44				66.2	53.4	46			69.4	54.8	46.9		55.4	47.6		52.1	46			46.8	42.7	16				
17	60	49.1	43.4				65.2	52.5	45.5			68.4	54	46.4		54.7	47.2		51.6	45.7			46.2	42.3	17				
18	58.5	48.2	42.9				64.1	51.6	45			67.2	53.3	46		66.2	54	46.8		51	45.3			45.5	41.7	18			
20	55.6	46.6	42				61.9	49.9	43.9			64.9	51.8	45		64.6	52.7	45.9		49.8	44.6			44.1	40.3	20			
22	65.1	53	45	41			59.6	48.6	43.1			62.7	50.4	44.2		62.3	51.5	45.2		52.4	48.4	44.1			42.8	39	22		
24	61	50.7	43.6	40.3			57.1	47.2	42.3			59.4	49.1	43.5		58.5	50.3	44.5		50.4	47.1	43.5			41.4	37.8	24		
26	56.1	48.7	42.5	39.9			54.7	45.9	41.6			55.1	47.9	42.8		53.4	49	43.8		48.2	45.7	42.9		44.2	40	36.7	26		
28	51.9	46.9	41.5	39.5			51.7	44.8	40.9			50.9	46.8	42.2		48.6	47	43.2		44.6	43.8	41.8			42.6	38.6	35.6	28	
30	47.8	45.1	40.6	39.3	47.9	48.4	43.7	40.3				46.6	45.4	41.6		44.1	44.6	42.4		41.1	41.6	40.3			40.5	37.3	34.6	30	
32	44	43.5	40		44	44.4	42.7	40				42.6	42.7	41		40.3	41	40.9		38.9	38.1	38.2			37.3	36.2	33.7	32	
34	40	41.1	38.6		40.7	41.1	40.7	38.7				39.3	39.9	39.2		37.4	37.9	38.6		36.5	35.5	35.9			34.6	34.5	32.5	34	
36	35.9	38.2	36.7		37.7	38.1	38	36.9				36.5	37.1	36.8		35.1	35.2	35.8		34	33.6	33.6			32.2	32.3	31.2	36	
38					34.8	35.1	35.4	35.1	33.2	33.7	34.2	34.3			32.9	32.5	33		31.5	31.7	31.3			29.7	30.1	29.9	38		
40					32.1	32.4	32.9	33.2	26.8	26.4	26.7	27			30.7	30.1	30.6		29.3	29.8	29.2			27.5	28	28.5	40		
45									23.2	23.2	23.4	23.6			22.3	22.6	23	23.2		24.9	25.3	25.5			23.3	23.7	24.1	45	
50															22.3	22.6	23	23.2		21.4	21.7	22.1			20.5	20.4	20.6	50	
55															19.4	19.7	20	20.2		18.5	18.5	18.8	19.1			18.2	18.1	18.1	55
60															17	17.2	17.4	17.6		16.5	16.3	16.4	16.7		15.9	16	16.3	16.3	60
65															14.8	15	15.1	15.2		14.6	14.7	14.7	14.8		14.2	14.4	14.4	14.5	65
70																				12.7	13	13.1	13.2		12.6	12.8	13	13	70
75																				11.4	11.6	11.7	11.8		11.1	11.3	11.6	11.6	75
80																				10.5	10.4	10.4	10.5		9.8	10	10.2	10.2	80
85																									8.8	8.9	9	9	85
90																										8.1			90

t_189_05128_00_001 / 05136_00_001 / 05144_00_001 / 05152_00_001 / t_189_05272_00_001

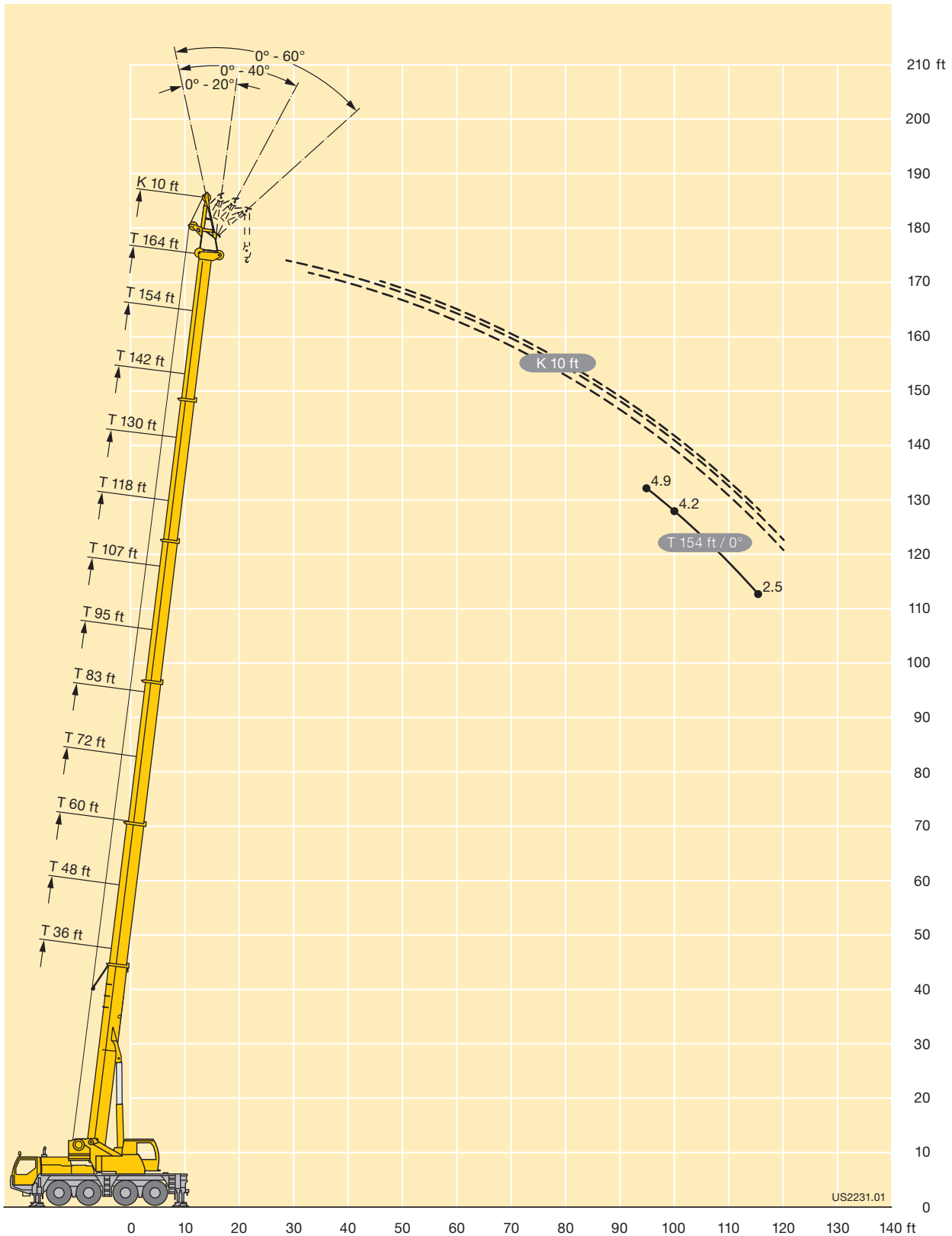
Lifting capacities Forces de levage

THK/TNZHK



ft	107 ft				118 ft				130 ft				142 ft				154 ft				164 ft			ft	
	10 ft				10 ft				10 ft				10 ft				10 ft				10 ft				
	0°	20°	40°	60°	0°	20°	40°	60°	0°	20°	40°	60°	0°	20°	40°	60°	0°	20°	40°	60°	20°	40°	60°		
18			38.3	38.7				29.5																	18
20			38.1	38.5				29.3																	20
22			37.8	37.6				28.7	27.7			23.4													22
24			37.2	36.8				28.1	27.1			23.2													24
26			36.5	35.9				27.5	26.4			22.9	22.8		18.4										26
28			35.2	34.8				26.8	25.8			22.6	22.4		18.2	18.5			14.4	14.4			10.7		28
30			33.5	33.9	33.6			26.2	25.1			22.3	22		18.1	18.3			14.2	14.4			10.6		30
32			32.4	32.6	32.4		26.9	25.5	24.5		22.3	21.9	21.6		17.9	18			14.1	14.2			10.6	10.8	32
34			30.9	31.1	31.1		26.3	24.8	23.9		22	21.5	21.1		17.7	17.8			14	14.1			10.6	10.7	34
36			29.1	29.5	29.6		25.6	24.2	23.3		21.6	21.1	20.7		17.4	17.5			13.9	14			10.6	10.7	36
38			27.3	27.9	28.2		25	23.5	22.7		21.2	20.6	20.2		17	17	17.2		13.7	13.8			10.5	10.6	38
40			25.7	26.3	26.7		24.1	22.9	22.1		20.8	20.2	19.8		16.7	16.7	16.8		13.5	13.6			10.5	10.6	40
45			22.7	22.1	22.5		21.3	21.4	20.9		19.6	19	18.7		15.9	15.8	15.9		12.9	12.8	12.9	10.2	10.2	10.3	45
50			19.8	19.6	19.8		18.9	19	18.8		17.6	17.6	17.6		15	14.9	14.9		12.3	12.1	12.2	10	9.9	10	50
55			17.3	17.5	17.6		16.6	16.7	16.7		15.5	15.8	16		14	14	14		11.7	11.5	11.5	9.7	9.6	9.6	55
60			15.4	15.4	15.5		14.4	14.7	14.9		13.6	13.8	14.1		12.9	13	13		11.1	10.9	10.8	9.4	9.3	9.3	60
65	13.2	13.5	13.7	13.9		12.6	12.9	13.1		12.5	12.4	12.5		11.4	11.7	11.9		10.5	10.4	10.3	9	8.9	8.9		65
70	12.1	12.1	12.2	12.3		11.3	11.3	11.5		11.2	11.3	11.3		10.3	10.3	10.5		9.7	9.7	9.8	8.6	8.5	8.6		70
75	10.9	11	11	11	10.4	10.3	10.3	10.4		9.9	10.1	10.2		9.3	9.3	9.5		8.8	8.9	9	8.1	8.2	8.2		75
80	9.8	9.9	10	10	9.2	9.5	9.6	9.6	8.6	8.8	8.9	9.1		8.5	8.7	8.8		7.7	7.9	8	7.5	7.7	7.7		80
85	8.8	8.8	8.9	9	8.2	8.4	8.6	8.7	7.9	8.1	8.1	8.1	7.3	7.5	7.7	7.8		6.7	6.9	7	6.7	6.8	7		85
90	8	8.1	8.1	8.2	7.7	7.7	7.7	7.7	7.1	7.3	7.4	7.4	6.5	6.7	6.8	6.9		5.8	6	6.1	5.8	6	6.1		90
95	7.1	7.3	7.3	7.4	7	7	7	7.1	6.3	6.5	6.6	6.7	5.7	5.9	6	6.1	4.9	5.1	5.2	5.3	5.1	5.2	5.3		95
100					6.3	6.4	6.5	6.5	5.6	5.8	5.9	5.9	5	5.2	5.3	5.4	4.2	4.4	4.5	4.6	4.4	4.5	4.6		100
105					5.6	5.7	5.8	5.8	5	5.1	5.2	5.3	4.4	4.5	4.7	4.7	3.6	3.8	3.9	4	3.8	3.9	4		105
110					4.9	5	5.1	5.1	4.4	4.5	4.6	4.6	3.9	4	4.1	4.1	3	3.2	3.3	3.4	3.2	3.3	3.4		110
115									3.8	4	4	4	3.3	3.5	3.6	3.6	2.5	2.7	2.8	2.9	2.7	2.8	2.9		115
120									3.3	3.4	3.4	3.4	2.8	3	3	3.1				2.3	2.3				120
125									2.8	2.9	2.9	2.9	2.4	2.5	2.5	2.5									125
130													1.9	2	2.1	2									130

t_189_05128_00_001 / 05136_00_001 / 05144_00_001 / 05152_00_001 / t_189_05272_00_001



Crane carrier

Frame	Self-manufactured, weight-optimized and torsion resistant box-type design of high-tensile structural steel.
Outriggers	4-point supporting system, hydraulically telescopic into horizontal and vertical direction. Operation with remote control, automatic support leveling, electronic inclination display.
Engine	6-cylinder Diesel engine, make Liebherr, watercooled, 270 kW (367 h.p.), max. torque 1254 lbs-ft. Exhaust emissions acc. to 97/68/EG and EPA/CARB. Fuel tank: 108 gallons.
Transmission	ZF 12-speed gear box with automatic control system AS-TRONIC. Two-stage transfer case with lockable transfer differential.
Axles	Low maintenance carrier axles, all 4 axles steered. Axle 3 and 4 are equipped with planetary gears, all driven axles with transverse differential locks, axle 3 and 4 with longitudinal differential lock.
Suspension	All axles are mounted on hydropneumatic suspension and are lockable hydraulically.
Tyres	8 tyres, size: 445/95 R 25 (16.00 R 25).
Steering	ZF-servocom power steering, dual circuit system, with hydraulic servo system and auxiliary pump circuit. 1. and 2. axle mechanically, 3. and 4. axle hydromechanically speed regulated steered.
Brakes	Service brake: all-wheel servo-air brake, all axles are equipped with disc brakes, dual circuit. Hand brake: Spring-loaded, acting on all wheels of axles 1, 2 and 4. Sustained-action brake: Exhaust retarder with additional Liebherr braking system. Anti-lock device in conjunction with anti-skid control.
Driver's cab	Spacious and comfortable sheet steel cab mounted on rubber shock absorbers, safety glass windows.
Electrical system	Modern data bus technique, 24 Volt DC, 2 batteries of 170 Ah each.

Crane superstructure

Frame	Self-manufactured, cataphoretic dip-primed weight-optimized and torsion resistant welded design of high-tensile structural steel; single-row ball bearing slewing ring, for continuous rotation.
Crane drive	Diesel-hydraulic with 1 axial variable displacement pump with automatic capacity control, 1 double gear pump, driven by the carrier Diesel engine, open regulated oil circuits with electrically controlled "load sensing", operation of 4 movements simultaneously.
Crane control	Electrical control of drives by self-centering joysticks, armrest-integrated control elements, Liebherr system bus (LSB).
Hoist gear	Axial piston fixed displacement motor, Liebherr hoist drum with integrated planetary gear and spring-loaded static brake. Hoist gear is driven through a controlled open oil circuit.
Luffing gear	1 differential ram with safety check valves.
Slewing gear	Axial piston fixed displacement motor, planetary gear, spring-loaded static brake. Slewing gear invertible from released to locked as a standard feature.
Crane cab	Large screen area, compound glass, comfort furnishing, cabin tiltable 20° to rear.
Safety devices	LICCON2 safe load indicator, test system hoist limit switch, safety valves to prevent pipe and hose ruptures.
Telescopic boom	1 base section and 5 telescopic sections. All telescopic sections hydraulically extendable independent of one another. Rapid-cycle telescoping system TELEMATIK. Boom length: 36 ft – 164 ft.
Counterweight	23600 lbs basic counterweight.
Electrical system	Modern data bus technique, 24 Volt DC.

Additional equipment

Swing-away jib	31 ft – 52 ft long, mountable to the telescopic boom at 0°, 20°, 40° or 60°. Hydraulic ram for operating the swing-away jib from 0° – 60° (option).
Erection jib	10 ft
2nd hoist gear	For two-hook operation or for operation with swing-away jib if the hoist rope shall remain reeved.
Additional counterweight	8400 lbs for a total counterweight of 32000 lbs.
Tyres	8 tyres, size 525/80 R 25 (20.5 R 25).
Drive 8 x 6	Additional drive of the 1 st axle.

Other items of equipment available on request.

Equipment Equipment

Châssis porteur

Cadre	Construction en caisse résistante à la torsion et optimisée en poids réalisée par Liebherr en acier de construction à grain fin très rigide.
Stabilisateurs	Dispositif de calage horizontal et vertical en 4 points, entièrement déployable hydrauliquement. Utilisation avec commande à distance, mise à niveau automatique du calage, inclinomètre électronique.
Moteur	Diesel, 6 cylindres, marque Liebherr, refroidi par eau, puissance 270 kW (367 ch), couple max. 1254 lbs-ft. Emissions des gaz d'échappement conformes aux directives 97/68/EG et EPA/CARB. Réservoir à carburant: 108 gallons.
Boîte de vitesse	Boîte de vitesses ZF à 12 rapports, mécanisme automatisé à commande AS-TRONIC. Boîte de transfert à 2 étages avec blocage de différentiel.
Essieux	Essieux nécessitant peu d'entretien, les 4 essieux sont directeurs. Les essieux 3 et 4 sont des essieux planétaires, tous les essieux moteurs avec différentiel transversal et l'essieu 3 et 4 avec différentiel longitudinal.
Suspension	Suspension hydropneumatique sur tous les essieux. Chaque essieu peut être bloqué hydrauliquement.
Pneumatiques	8 pneus de taille: 445/95 R 25 (16.00 R 25).
Direction	Direction hydraulique ZF-servocom, à deux circuits, assistée hydrauliquement, avec pompe auxiliaire entraînée par essieu. 1er et 2ème essieu dirigés mécaniquement en fonction de la vitesse, 3ème et 4ème essieu dirigés électrohydrauliquement en fonction de la vitesse.
Freins	Freins de service: servofrein à air comprimé, tous les essieux sont munis de freins à disque, à 2 circuits. Frein à main: par cylindres à ressorts, agissant sur les roues des essieux 1,2 et 4. Frein à régime continu: Ralentisseur sur échappement avec système de freinage additionnel Liebherr. Dispositif anti-enrayeur avec contrôle antipatinage.
Cabine du conducteur	Cabine spacieuse, en tôle d'acier, équipée «grand confort», suspendue sur silent blocs, vitrage de sécurité.
Installation électrique	Technique moderne de transmission de données par BUS de données, courant continu 24 Volts, 2 batteries de 170 Ah chacune.

Partie tournante

Cadre	Construction soudée résistante à la torsion et optimisée en poids réalisée par Liebherr en acier de construction à grain fin très rigide. Couronne d'orientation à 1 rangée de billes, permettant une rotation illimitée.
--------------	---

Entraînement de la grue	Diesel hydraulique avec 1 pompe double à débit variable et régulation de puissance automatique, 1 pompe à engrenages double, entraînés par le moteur Diesel du porteur, circuits hydrauliques ouverts avec «load sensing», régulé électriquement. 4 mouvements simultanés praticables.
Commande	Commande électrique des mécanismes par leviers de manoeuvre à centrage automatique, commandes de grue «grand confort» intégrées aux accoudoirs du siège, Liebherr système bus.
Mécanisme de levage	Moteur à cylindrée constante et à pistons axiaux. Treuil de marque Liebherr équipé d'un engrenage planétaire et d'un frein d'arrêt commandé par ressort. L'entraînement du treuil de levage s'effectue en circuit régulé et fermé.
Mécanisme de relevage	1 vérin différentiel avec soupapes de retenu.
Dispositif de rotation	Moteur à cylindrée constante à pistons axiaux, engrenage planétaire, frein d'arrêt commandé par ressort. Orientation de série commutable en circuit hydraulique ouvert ou fermé (freinage automatique ou au pied).
Cabine du grutier	Large champ de vision, vitrage de sécurité, équipement pour un confort idéal, cabine inclinable de 20° vers l'arrière.
Dispositif de sécurité	Contrôleur de charge «LICCON2», système test limitation de la course pour le levage, soupape de sûreté contre la rupture de tubes et de tuyaux.
Flèche télescopique	1 élément de base et 5 éléments télescopiques. Tous les éléments télescopiques indépendamment les uns des autres. Système de télescopage séquentiel rapide TELEMATIK. Longueur de flèche: 36 ft – 164 ft.
Contrepoids	Contrepoids principal de 23600 lbs.
Installation électrique	Technique moderne de transmission de données par BUS de données. Courant continu 24 Volts.

Équipement supplémentaire

Fléchette pliante	Longueur: 31 ft – 52 ft, montable sous un angle de 0°, 20°, 40° ou 60°. Vérin hydraulique pour le relevage de la fléchette pliante de 0° à 60° (en option).
Fléchette de montage	10 ft
2ème mécanisme de levage	Pour l'utilisation du deuxième crochet, ou bien pour une utilisation avec fléchette pliante lorsque le câble de levage principal rest mouffé.
Contrepoids supplémentaire	8400 lbs pour un contrepoids total de 32000 lbs.
Pneumatiques	8 pneus. Taille: 525/80 R 25 (20.5 R 25).
Entraînement 8 x 6	Essieu 1 est entraîné additionnellement.




Autres équipements supplémentaires sur demande.

Description of symbols Explication des symboles

General symbols Symboles généraux

	Outriggers Calage		Driving speed Vitesse de translation
	Outriggers – free on tyres Calage – libre sur pneus		Driving speed – Crawl speed Vitesse de translation – Marche lente
	Axle Essieu		Gear Vitesse
	Radius Portée		Hookblock / Capacity Moufle à crochet / Capacité de charge
	Boom length Longueur de la flèche		Hoist gear Treuil de levage
	Boom position Position de la flèche		Crane carrier Châssis porteur
	Counterweight Contrepoids		Crane superstructure Partie tournante de la grue
	Tyres Pneumatiques		Standard Norme
	Slewing gear / Working area Mécanisme d'orientation / Plage de travail		Gradability Aptitude à gravir les pentes

Crane specific symbols Symboles spécifiques à la grue

	Telescopic boom Flèche télescopique		Mechanically / hydraulically adjustable assembly jib Fléchette de montage réglable mécaniquement / hydrauliquement
	Mechanical / hydraulic swing away jib Fléchette pliante mécanique / hydraulique		

Remarks referring to load charts

1. The lifting capacities do not exceed 85 % of the tipping load according to ASME B 30.5.
The crane's structural steelwork is in accordance with EN 13000 and ASME B 30.5.
2. For the calculation of the load charts at least a wind speed of 23 ft/s (7 m/s, 15.7 mph) and regarding the load a sail area of 1 m² per ton load and a wind resistance coefficient of 1.2 on the load have been taken into account. For lifting of loads with large sail areas and/or high wind resistance coefficients the maximum wind speed as stated in the load charts has to be reduced.
3. Lifting capacities are given in kips.
4. The weight of the hook blocks and hooks is part of the load and therefore it must be deducted from the lifting capacities.
5. Working radii are measured from the slewing centre.
6. The lifting capacities given for the telescopic boom apply if the folding jib is removed.
7. Subject to modification of lifting capacities.
8. Lifting capacities above 117.9 kips only with additional pulley block.
9. The data of this brochure serves only for general information. All information is provided without warranty. Instructions for the correct commissioning of the crane please take from the operation manual and the load chart book.

Remarques relatives aux tableaux des charges

1. La capacité de charge ne doit pas dépasser 85 % de la charge de basculement conformément à ASME B 30.5.
La structure métallique de la grue est conforme à EN 13000 et ASME B 30.5.
2. Une vitesse de vent de 23 ft/s (7 m/s, 15.7 mph) minimum, une surface de prise au vent de 1 m² par tonne ainsi qu'un coefficient de résistance au vent de la charge 1,2 sont pris en compte pour le calcul des tableaux de charge. Lorsque des charges ayant une surface de prise au vent et/ou un coefficient de résistance au vent plus élevé(e)s sont levées, la vitesse de vent maximale indiquée dans les tableaux de charge doit être réduite.
3. Les charges sont indiquées en kips.
4. Le poids du crochet de levage resp. de la moufle à crochet est une partie de la charge et doit donc être déduit de la capacité de charge.
5. Les portées sont calculées à partir de l'axe de rotation.
6. Les charges indiquées pour la flèche télescopique sont valables lorsque la fléchette pliante est démontée.
7. Charges données sous réserve de modification.
8. Les charges supérieures à 117.9 kips seulement avec moufle additionnel.
9. Les données de cette brochure sont données à titre informatif. Ces renseignements sont sans garantie. Les consignes relatives à la bonne mise en service de la grue sont disponibles dans le manuel d'utilisation et le manuel de tableaux de charge.

Liebherr-Werk Ehingen GmbH

Postfach 1361, 89582 Ehingen, Germany

☎ +49 73 91 5 02-0, Fax +49 73 91 5 02-33 99

www.liebherr.com, E-mail: info.lwe@liebherr.com

www.facebook.com/LiebherrConstruction